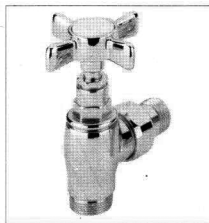


## VALVOLE MANUALE MANUAL VALVES



Valvola manuale con attacco per tubo rame, plastica o ferro.

### Caratteristiche tecniche

Max pressione statica di esercizio: 10 bar  
Max temperatura : 110°C

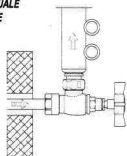
Manual valve with connections for copper, plastic and iron pipe.

### Operating features

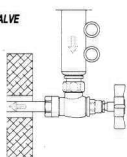
Max static operating pressure: 10 bar  
Max operating temperature: 110°C

### DIREZIONE DEL FLUSSO / FLOW DIRECTION

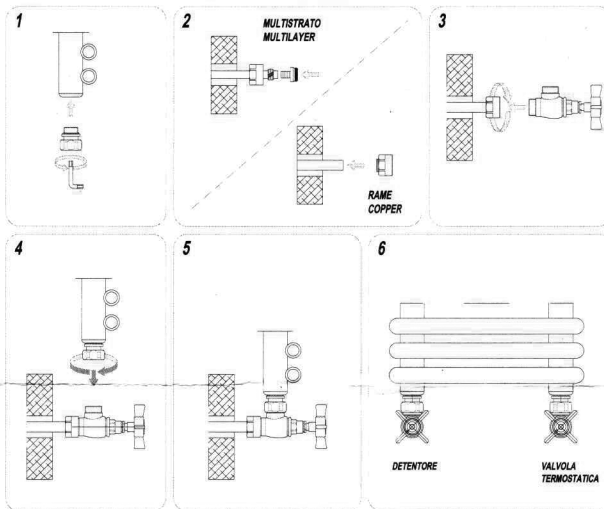
VALVOLA MANUALE  
MANUAL VALVE



DETTENTORE  
LOCKSHIELD VALVE





## INSTALLAZIONE INSTALATIONS



### REGOLAZIONE VALVOLA MANUALE / MANUAL VALVE REGULATION

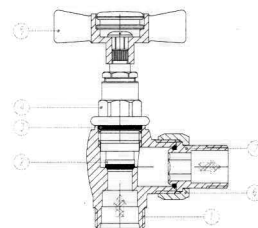
VALVOLA MANUALE  
MANUAL VALVE



DETTENTORE  
LOCKSHIELD VALVE

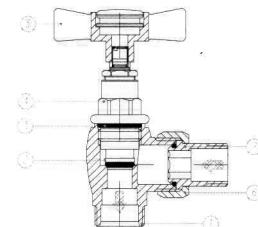
## SEZIONE CROSS SECTION

VALVOLA MANUALE / MANUAL VALVE



1. Corpo valvola / Valve body
2. Otturatore / Shut off spindle
3. O-Ring
4. Vitone manuale / Manual headwork
5. Manopola / Handle
6. Calotta / Union nut
7. Bocchettone / Tailpiece

### DETTENTORE / LOCKSHIELD VALVE



1. Corpo valvola / Valve body
2. Otturatore / Shut off spindle
3. O-Ring
4. Vitone detentore / Lockshield headwork
5. Manopola / Handle
6. Calotta / Union nut
7. Bocchettone / Tailpiece